

NHS

Alder Hey Children's
NHS Foundation Trust

Urology Service

My Urodynamics Test

Information for patients



Hi, my name is Charlie and this is my teddy, Kenny. I'm having a special test called urodynamics (ur-a-dy-nam-ics) at Alder Hey Children's Hospital.



Turn the page and we will tell you all about it.

This is a test on your bladder to see how it works. Your bladder is a special part of your body that looks after your wee.



On the day of the test, you can bring:




Kenny is helping me pack. What are you going to bring?

Can you match the words to the correct picture?

You will come to the X-Ray department where you will have special pictures taken of your bladder.

To help us, we need to use two special tubes (catheters) called 'Roly Poly' and 'Red Fred'




Roly Poly and Red Fred will check how your bladder is working.


Your family can stay with you at all times.

Roly Poly goes into your bladder and Red Fred goes into your bottom.

Red Fred is very cheeky and tickles your bottom! Can you see where Roly Poly and Red Fred are on Kenny?

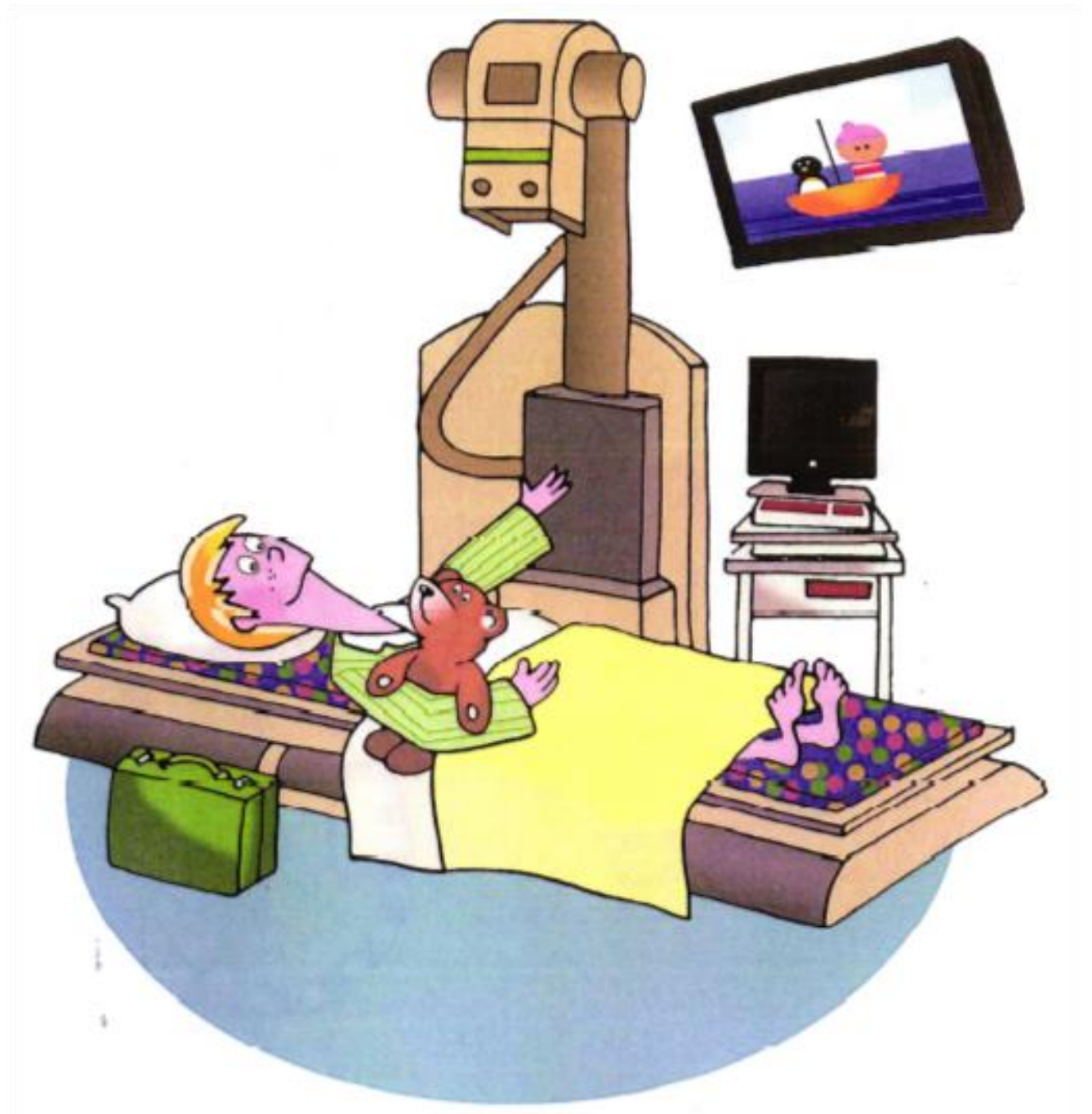


Please let us know how you might feel about this.



If you are worried you can have some special 'Giggle Juice' (entonox). You can breathe in Giggle Juice to help you relax, if you want some just ask your nurse.

You can lie on a bed while 'Roly Poly' and 'Red Fred' are helping us to do your test. You can also bring along an iPad, hand held game or tablet to use during the test.



You can see your bladder on our special TV. You may be there for up to half an hour.




Afterwards you will need a wee. You can even have a wee on our special toilet.



When your test is finished, you can get dressed and say goodbye to 'Roly Poly' and 'Red Fred'. It's time to go home.

Acknowledgements

This booklet has been produced by the Urology, Arts For Health and Patient Information Departments.



We are grateful for the generous support of the Kidney Fund in making the production of this booklet possible.

We would also like to thank all of the patients who contributed to this project.

This booklet was developed as part of a series of multi media information. Please contact the Urology Service for further details.


Booklet illustrated by Sophie Green.

This leaflet only gives general information. You must always discuss your individual treatment with the appropriate member of staff. Do not rely on this leaflet alone for information about your treatment.

This information can be made available in other languages and formats if requested.

Alder Hey Children's NHS Foundation Trust
Alder Hey
Eaton Road
Liverpool
L12 2AP

Tel: 0151 228 4811
www.alderhey.nhs.uk



© Alder Hey

Review Date: August 2024

PIAG: 041

