


Respiratory Department


HOW TO USE THE AEROCHAMBER



1. Remove the protective cap from the inhaler and Aerochamber.
2. Shake the inhaler and insert into the hole at the back of the AeroChamber.
3. Place the Aerochamber mouthpiece into your child's mouth and ask them to close lips to ensure an effective seal.
4. Ask your child to exhale then press the inhaler once at the beginning of a breath in.
5. Breathe in and out through the chamber for 5 breaths keeping lips sealed around the Aerochamber mouthpiece. If you hear a whistling sound ask your child to **SLOW DOWN** as it means your child is breathing in too quickly/deeply.
6. Remove the AeroChamber from your child's mouth and remove the inhaler from the AeroChamber.
7. If a second puff is needed, wait 30 seconds and repeat steps 2-6.
8. When using this method for inhaled steroids, remember to rinse the child's mouth out with water after treatment and/or brush their teeth.
9. Remove inhaler from the AeroChamber and replace protective cap.



AeroChamber Plus® Flow-Vu® is dishwasher safe on the top rack at temperatures up to 158°F (70°C).

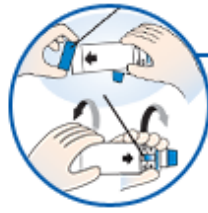


Looking after your Aerochamber Spacer device



- Aerochamber device will need to be replaced every 12 months via the GP
- Aerochamber should be washed 1-2 times per week

- Remove the backpiece, detach



front piece by twisting chamber

- Soak the parts for 15 minutes in washing up liquid and warm water
- Rinse all parts in clean water
- **OR**
- Dishwasher safe under the following conditions:

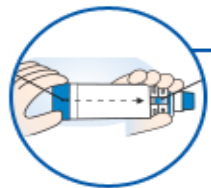
- Avoid heavy or other cycles that include heated dry over 158°F
- Parts must be placed in the top rack **ONLY**
- Secure product face up
- Use dishwasher detergent and rinse aid
- Do not boil or sterilize



- Allow to air dry completely in a

vertical position

- Fit the frontpiece on the end of the chamber and twist firmly until securely locked into position
- Center the alignment Feature on the backpiece with the FLOW-VU Inspiratory Flow Indicator.
- Press firmly to attach



This leaflet only gives general information. You must always discuss the individual treatment of your child with the appropriate member of staff. Do not rely on this leaflet alone for information about your child's treatment.

This information can be made available in other languages and formats if requested.

Alder Hey Children's NHS Foundation Trust
Alder Hey
Eaton Road
Liverpool
L12 2AP



Tel: 0151 228 4811
www.alderhey.nhs.uk

